



ART OF NATURE

COLLECTION

OUR TEAM OF DESIGNERS

“Let me introduce you to our team of designers who can turn the lighting fixtures of your dreams into reality. It is our aim to design lighting fixtures down to the very last detail which, when complete, will make an elegant addition to your interior. Naturally, we put a significant emphasis on functionality and safety when designing our fixtures. With hundreds of successful projects under our belt, we have a proven ability to work to a wide range of designs. This ability, combined with our exceptional manufacturing capabilities, mean that we can produce lighting fixtures that chime perfectly with your individual interiors, be they traditional or modern, taking into account the requirements of different cultures.”

Jiří Vencel, Head of Design







OUR OFFER

Thanks to our exclusive experience in the field and our flexible production facilities, we can create unique or large-scale lighting to our own designs or to yours. Our experienced team of designers can accommodate all the needs and requirements our customers may have. Our highly skilled craftsmen ensure high standards, top quality and original lighting products. 3D sketches created using SolidWorks software enable our customers to see how their lighting will look and to fine tune the details.





Team of Our Designers and Technologists





INTRODUCTION

We're pleased to share with you a new collection, this time inspired by nature. Mother Nature is a powerful and eternal force, making each season a breathtaking spectacle. Our team of designers, together with our skilled craftsmen, have infused the beauty, diversity and resilience of nature into unique lighting designs.



Designer: Veronika Šindelářová




Snowflower

This lighting fixture represents purity and the birth of life, locked in a never-ending cycle. The inspiration for this design was a spring flower that comes to life at the end of winter, symbolising the approach of spring. Snowflower is constructed out of overlapping glass petals. The centre of the light, which represents the heart of the flower, features crystal trimmings and chains.









Indian Aesthetics

This lighting fixture is inspired by a cascade of water, which we encounter in nature or architecture in the form of fountains and waterfalls. Fan-shaped layered chains are reminiscent of delicate cobwebs glittering in the light of an Indian summer.










Calicem

Calicem, like Indian Aestas, is inspired by a cascade of water. Fan-shaped layered chains are reminiscent of delicate cobwebs glittering in the light of an Indian summer. The light source is hidden at the core of the lighting fixture, behind chains in the golden colours of autumn leaves.












Designer: Jana Chvojková



Papillon

This lighting fixture is inspired by a swarm of butterflies flitting around a flowing waterfall. It comprises a glass dome, chains of trimmings and hand-shaped glass butterflies.









Lilien

Lilien brings the purity and innocence of the lily into your interior. The petals are made of sandblasted glass in white or pink.










Rosée



This unique lighting fixture features a net made of beads cast over different glass shapes. The combinations of colours, shapes and design of the beaded nets are endless.















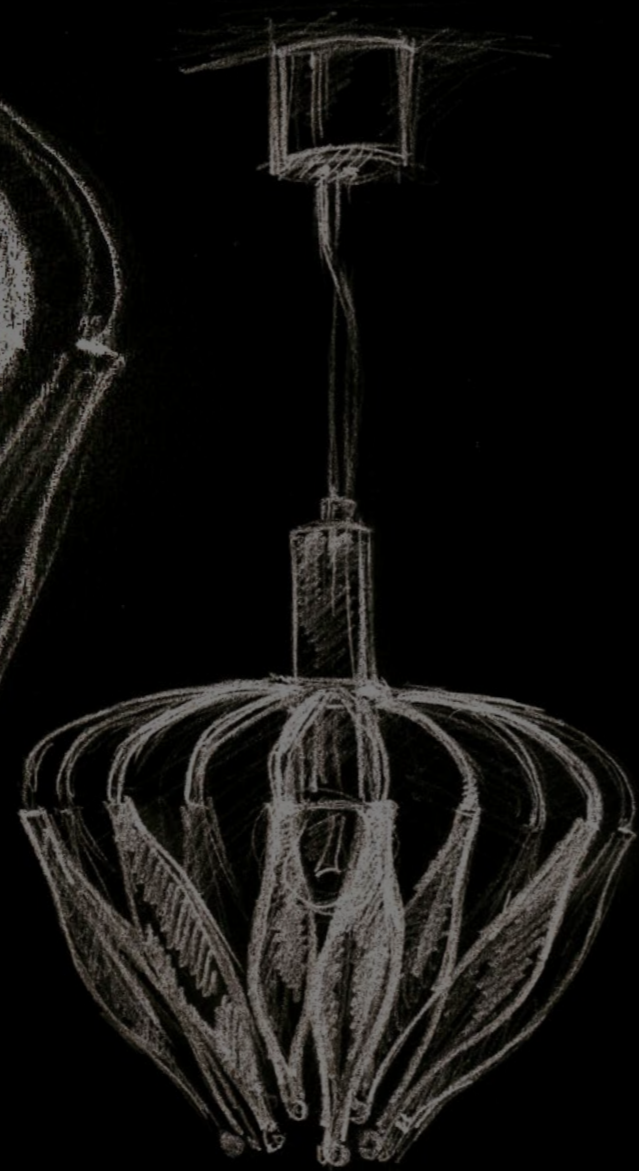
Designer: Monika Šilhánová



Fleur

A summer meadow carpeted with wildflowers was the inspiration for the Fleur collection. The main theme is one of softness and airiness. This was achieved by using a metal structure decorated with coloured glass elements representing the delicate petals of the flowers. These lights look exceptional in groups, bringing a hint of sunny days and flower meadows into your home.

















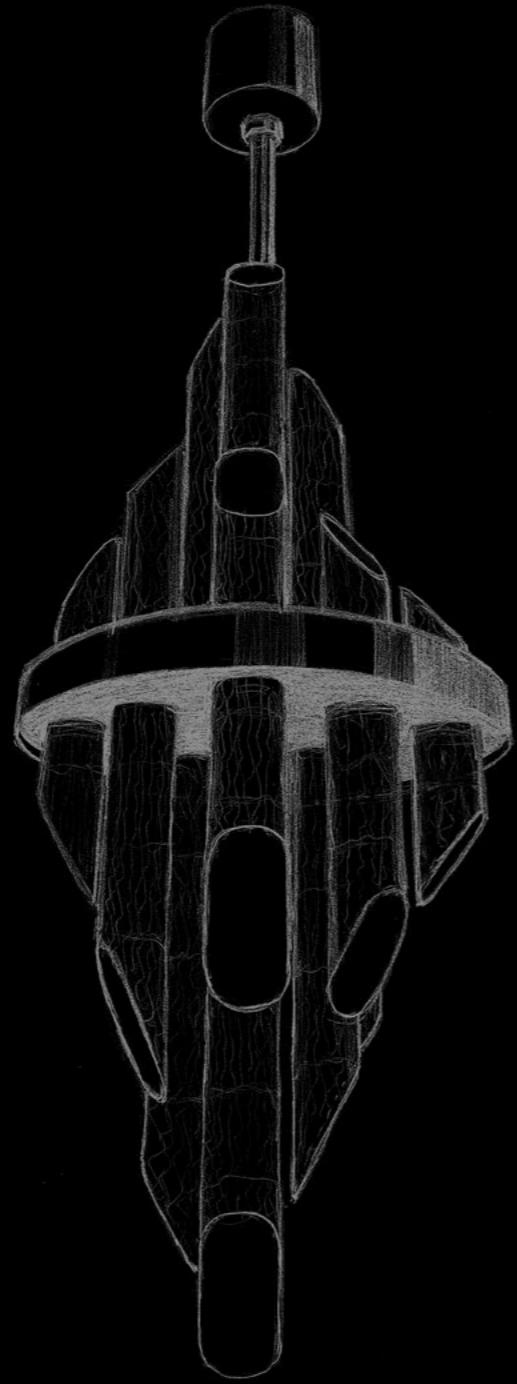
Designer: Jiří Vencel



Quartz

These lighting fixtures are inspired by mountain quartz and make an elegant addition to any modern interior. The ceiling light and wall light share the same design, consisting of optical glass rods of the highest quality, cut by hand and carefully positioned to imitate how quartz crystals form in nature.












INSTALLATION

Our team will maintain contact with you during the construction of your building. We will send you construction readiness requirements in advance, such as the weight of the lighting fixtures, the electricity input requirements, etc. Fixture assembly is carried out by our experienced team of assemblers for both domestic and international projects.



Chandelier	Dimension (mm)	Wattage (W)	Weight (kg)	Carton (mm)	Trimmings
CALICEM	300 x 270, H without rosette	1x 60W	3	350x350x350	—
FLEUR	Dia 400x400, H without rosette	1x 60W	3,5	520x520x560	—
FLEUR	Dia 530x470, H without rosette	1x60 W	4,5	700x700x600	—
FLEUR	Dia 760x350, H without rosette	1x60 W	5	850x850x500	—
INDIAN AESTAS	250x500, H without rosette	1x60 W	7	620x620x400	—
LILIEN	700x240	3x 40 W	8	520x520x260	—
PAPILLON	300x550, H without rosette	1x 60 W	6	520x520x360	
QUARTZ	Dia 300x H 810, total H 1000	8x1W	17	800x300x200	—
QUARTZ WL	170x450x110	2x1W	4	465x310x210	—
ROSÉE BALL	Dia 200x400, H without rosette	1x 60 W	5	430x360x280	
ROSÉE BELL	120x220, H without rosette	1x 60 W	3	350x260x172	
ROSÉE CYLINDER	130x400, H without rosette	1x 60 W	5,5	465x310x210	
SNOWFLOWER	290x680, H without rosette	1x 60W	5	520x520x350	—



ARTGLASS s.r.o.

Smetanova 1659/42, CZ - 466 01 Jablonec nad Nisou

CZECH REPUBLIC

tel. +420 483 302 167, 302 294

e-mail: info@artglass.cz

www.artglass.cz